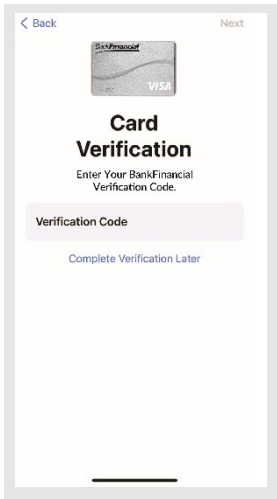




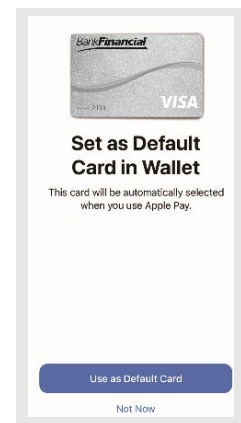


Step 9: Then select verification method and tap *Next*.



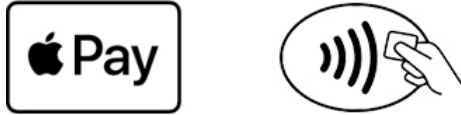
Step 10: Next, enter the activation code you just received and tap *Next*.

Note: You can choose to make your *BankFinancial* Debit Card be your default.




## How to Use Apple Pay

**Step 1:** Double press the side button or Home Button on your iPhone.




**Step 2:** Then use Face ID or Touch ID to verify your identity.



**Step 3:** Finally, hold the top of your iPhone over the card reader.

- Keep your phone still until you see Done and a checkmark appears on your iPhone.



To use the Apple Pay app, you must be at least 18 years old. You must have a valid U.S. phone number. Apple Pay requires that you have an iOS device, whether it's an iPhone, iPad, Mac, or Apple Watch- to make contactless payments. Apple Pay, iPhone, Apple Watch, iPad, and the Apple Pay logo are registered trademarks of Apple, Inc. If you have any questions regarding Apple Pay, please visit [Apple Support](#).